

Immuno-Oncology

Epacadostat

Potent and selective IDO1 inhibitor. Increases antitumor immunity.^{1,2}

Product No: 10-4499 5 mg/ 25 mg/

PF-06840003

Potent and selective IDO1 inhibitor. Increases the efficacy of anti-PD-L1 therapy in mice with syngeneic tumor grafts.³

Product No: 10-4498 10 mg/ 50 mg/

CPI-444

Potent and selective adenosine A_{2A} antagonist. Induced T-cell-mediated tumor responses as monotherapy or in combination with checkpoint blockade therapy.^{4,5}

Product No: 10-4101 5 mg/ 25 mg/

Motolimod

Selective TLR8 agonist. Stimulates TNF α and IL-12 production from monocytes and dendritic cells. Stimulated IFN γ production from NK cells.^{6,7}

Product No: 10-4920 5 mg/ 25 mg/

SR0987

ROR γ t agonist. Drives proliferation of Th17 cells and decreases levels of checkpoint protein PD-1.⁸

Product No: 10-4008 5 mg/ 25 mg/

BMS-202

Inhibits formation of the PD-1/PD-L1 complex via binding to PD-L1.^{9,10}

Product No: 10-4900 5 mg/ 25 mg/

WP1066

JAK2/STAT3 inhibitor that inhibits regulatory T-cells.¹¹ Abrogates expression of PD-L1 in lymphoma cell lines.¹²

Product No: 10-4831 5 mg/ 25 mg/

SHP099

SHP2 phosphatase inhibitor. SHP2 mediates PD-1 and BTLA immune checkpoint pathways.¹³

Product No: 10-4604 5 mg/ 25 mg/

Maraviroc

CCR5 antagonist. Induced macrophage repolarization with anti-tumoral effects.¹⁴

Product No: 10-4260 5 mg/ 25 mg/

PF-4136309

CCR2 antagonist. Decreased inflammatory monocytes in a mouse model of pancreatic cancer¹⁶ and reversed tumor microenvironment immune suppression.¹⁷

Product No: 10-4261 5 mg/ 25 mg/

Ganetespib

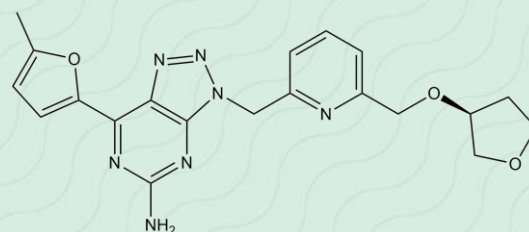
HSP90 inhibitor. It enhanced T-cell-mediated killing of human melanoma cells and potentiated responses to anti-CTLA4 and anti-PD1 therapy.¹⁸

Product No: 10-4474 5 mg/ 25 mg/

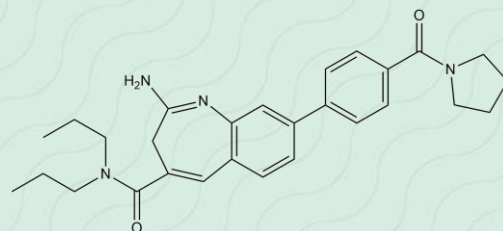
SX-682

Novel CXCR1/2 inhibitor that blocks trafficking of neutrophilic myeloid-derived suppressor cells enhancing anti-1 checkpoint blockade, T cell-based and NK-cell immunotherapies.^{19,20}

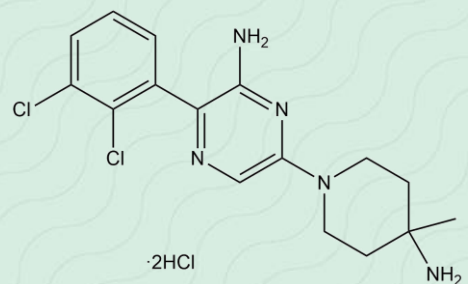
Product No: 10-4925 5 mg/ 25 mg/



CPI-444



Motolimod



SHP099

REFERENCES

1. Jochems, *et al.* (2016), *Oncotarget* **7** 3776
2. Yentz and Smith, (2018), *Bio. Drugs* **32** 311
3. Gomes, *et al.* (2018), *Mol. Cancer Ther.* **9** 2530
4. Willingham *et al.* (2018) *Cancer Immunol. Res.* **6** 1136
5. Leone *et al.* (2018), *Cancer Immunol. Immunother.* **67** 1271
6. Lu *et al.* (2012), *Clin. Cancer Res.* **18** 499
7. Lu *et al.* (2013), *J. Immunother. Cancer* **1** P44
8. Chang *et al.* (2016), *ACS Chem. Biol.* **11** 1012
9. Zak *et al.* (2016), *Oncotarget* **7** 30323
10. Guzik, *et al.* (2017), *J. Med. Chem.* **60** 5857
11. Kong *et al.* (2008), *Clin. Cancer Res.* **14** 5759
12. Ma *et al.* (2017), *J. Clin. Exp. Hematop.* **57** 21
13. Batth *et al.* (2018), *Cell Rep.* **22** 2784
14. Halama *et al.* (2016), *Cancer Cell* **29** 587
15. Vella *et al.* (2014), *Cancer Immunol. Res.* **2** 351
16. Sanford *et al.* (2011), *Clin. Cancer Res.* **19** 2404
17. Nywenig *et al.* (2016), *Lancet Oncol.* **17** 651
18. Mbofung *et al.* (2017), *Nat. Commun.* **8** 451
19. Sun *et al.* (2019), *JCI Insight* **4** e126853
20. Greene *et al.* (2020), *Clin. Cancer Res.* **26** 1420