

Cancer Cell Metabolism

Metabolic kinases

CBR-470-1

Inhibits phosphoglycerate kinase 1. Inactivates KEAP1 leading to activation of NRF2 signaling.¹

Product No: 10-4680 5 mg/ 25 mg/

NG52

Inhibits phosphoglycerate kinase 1, IC₅₀=2.5 μM.²

Product No: 10-4681 5 mg/ 25 mg/

NVP-231

NVP-231 is a potent and reversible inhibitor of ceramide kinase.³

Product No: 10-4694 5 mg/ 25 mg/

PFK15

PFK15 is an inhibitor of 6-Phosphofructo-2-kinase/fructose-2,6-bisphosphatase 3 (PFKFB3).⁴

Product No: 10-4580 5 mg/ 25 mg/

GSK2334470

GSK2334470 is a potent and selective inhibitor of 3-Phosphoinositide-dependent kinase 1 (PDK1).⁵

Product No: 10-4725 5 mg/ 25 mg/

R-59022

R-59022 is diacylglycerol kinase (DAGK) inhibitor.⁷

Product No: 10-3579 5 mg/ 25 mg/

Dorsomorphin

Dorsomorphin is a potent (K_i = 109 nM), selective, and ATP-competitive inhibitor of AMP-activated protein kinase (AMPK).⁸

Product No: 10-1029 5 mg/ 25 mg/

A-769662

A-769662 is a potent and reversible AMP-activated protein kinase (AMPK) allosteric activator.⁹

Product No: 10-1171 5 mg/ 25 mg/

Mitapivat

Potent allosteric activator of pyruvate kinase.¹⁰

Product No: 10-4479 5 mg/ 25 mg/

IM156

Potent activator of AMPK.¹¹ Induces metabolic stress in Myc+ lymphoma cells.¹²

Product No: 10-4657 5 mg/ 25 mg/

BML283

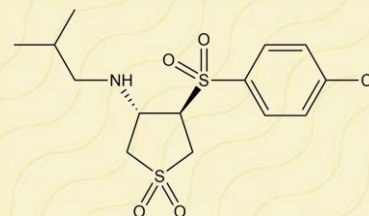
BML283 is a selective activator of the Tumor Specific M2 isoform of pyruvate kinase (PKM2).^{13,14}

Product No: 10-4561 5 mg/ 25 mg/

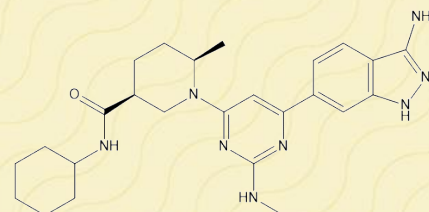
UNC7467

UNC7467 is a potent inhibitor of inositol hexakisphosphate kinase (IP6K).¹⁵

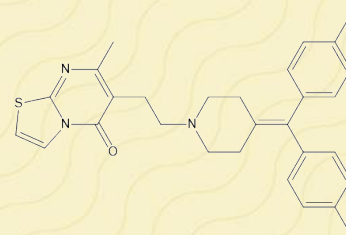
Product No: 10-4080 5 mg/ 25 mg/



CBR-470-1



GSK2334470



R-59022

REFERENCES

1. Bollong *et al.* (2018) *Nature* **562** 600
2. Wang *et al.* (2021) *Acta Pharmacol. Sin.* **42** 633
3. Graf *et al.* (2008) *Mol. Pharmacol.* **74** 925
4. Clem *et al.* (2013) *Mol. Cancer Ther.* **12** 1461
5. Najafov *et al.* (2011) *Biochem. J.* **433** 37
6. Sun *et al.* (2015) *Cancer Res.* **75** 4923
7. de Chaffor de Courcelles *et al.* (1985) *J. Biol. Chem.* **260** 15762
8. Zhou *et al.* (2001) *J. Clin. Invest.* **108** 1167
9. Scott *et al.* (2008) *Cell Biol.* **15** 1220
10. Kung *et al.* (2017) *Blood* **130** 1347
11. Ju *et al.* (2015) *Am. J. Physiol. Renal Physiol.* **310** F342
12. Izreig *et al.* (2020) *Cell Rep. Med.* **1** 100014
13. Boxer *et al.* (2010) *J. Med. Chem.* **53** 1048
14. Israelsen *et al.* (2013) *Cell* **155** 397
15. Zhou *et al.* (2022) *J. Med. Chem.* **65** 6869