

RNA Processing I

Biotin-isoxazole

Precipitates hundreds of RNA-binding proteins with significant overlap to the constituents of RNA granules.¹ Allows for the fractionation/isolation of SG-associated proteins and RNA precipitates.²

Product No: 10-5400 1 mg/ 5 mg/

Toyocamycin

Potent inhibitor of ER stress-induced XBP1 mRNA splicing.³ Prevents IRE1 α -induced XBP1 mRNA cleavage *in vitro*.⁴

Product No: 10-2750 5 mg/ 25 mg/

Favipiravir

Selective inhibitor of viral RNA-dependent RNA polymerase.⁵

Product No: 10-4471 5 mg/ 25 mg/

RK-33

Inhibitor of the RNA helicase DDX3.⁶

Product No: 10-4839 5 mg/ 25 mg/

JTE-607

Prevents release of newly synthesized mRNA's resulting in read-through transcription and the formation of DNA-RNA hybrid R-loop structures via inhibition of pre-messenger RNA endonuclease Cleavage and Polyadenylation Specificity Factor 3 (CPSF3).^{7,8}

Product No: 10-4842 5 mg/ 25 mg/

BMH-21

Selective inhibitor of RNA polymerase I (Pol I) that does not activate the DNA damage response.^{9,10}

Product No: 10-5688 5 mg/ 25 mg/

Thiolutin

Natural product transcription inhibitor used in mRNA stability studies. It has recently been shown to be a direct inhibitor of RNA polymerase II (Pol II) in the presence of Mn²⁺.¹¹

Product No: 10-2106 1 mg/ 5 mg/

ML-60218

Inhibitor of RNA polymerase III (Pol III) displaying activity in both yeast and human cells.¹²

Product No: 10-1481 5 mg/ 25 mg/

Ribavirin

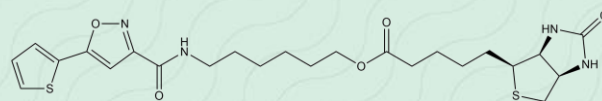
Antiviral medication effective against many DNA and RNA viruses. Possible mechanisms of action include RNA mutagenesis¹³, inhibition of viral polymerase¹⁴, and inhibition of IMPDH¹⁵.

Product No: 10-1281 100 mg/ 250 mg/

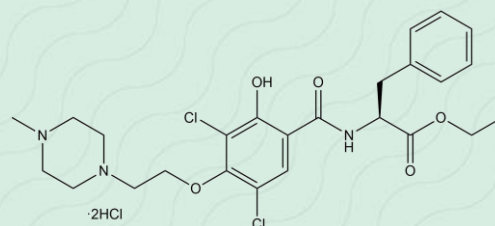
Emetine hydrochloride

Targets Zika and Ebola virus *via* inhibition of viral RNA polymerase.¹⁶

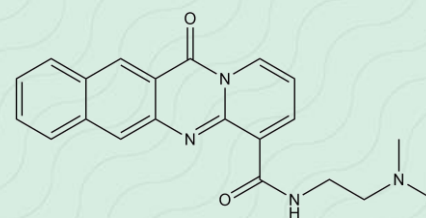
Product No: 10-3001 50 mg/ 250 mg/



Biotin-isoxazole



JTE-607



BMH-21

REFERENCES

1. Kato *et al.* (2012), *Cell* **149** 753 and 768
2. Panas *et al.* (2015), *Methods* **90** 57
3. Chien *et al.* (2014), *Oncotarget* **5** 4881
4. Ri *et al.* (2012) *Blood Cancer J.* **2** e79
5. Furuta *et al.* (2005), *Antimicrob. Agents Chemother.* **49** 981
6. Bol *et al.* (2015), *EMBO Mol. Med.* **7** 648
7. Kakegawa *et al.* (2019), *Biochem. Biophys. Res. Commun.* **518** 32
8. Ross *et al.* (2020), *Nat. Chem. Biol.* **16** 50
9. Colis *et al.* (2014), *Oncotarget* **5** 4361
10. Jacobs *et al.* (2022), *J. Biol. Chem.* **298** 101450
11. Qui *et al.* (2023), *bioRxiv* 10.1101/2021.05.05.442806
12. Wu *et al.* (2003), *Eukaryot. Cell* **2** 256
13. Bougie and Bisailon (2003), *J. Biol. Chem.* **278** 52471
14. Crotty *et al.* (2000), *Nat. Med.* **6** 1375
15. Streeter *et al.* (1973), *PNAS* **70** 1174
16. Yang *et al.* (2018), *Cell Discov.* **4** 31