

Inflammasome Modulators

MCC-950

NLRP3 and AIM2 inflammasome inhibitor. Blocks canonical and noncanonical NLRP3 activation at nM concentrations.¹

Product No: 10-2990 5 mg/ 25 mg/

Dapansutrile

NLRP3 inflammasome inhibitor. Significantly decreases IL-1 β and IL-18 levels in LPS-stimulated human macrophages as well as IL-1 β and caspase-1 activation in human neutrophils with no effect on TNF α levels.²

Product No: 10-4001 10 mg/ 50 mg/

Talabostat

A potent pan-specific inhibitor of the S9 family of serine proteases (DPP4/8/9 and others). DPP8/9 inhibition with talabostat activates the Nlrp1b inflammasome inducing pyroptosis.³

Product No: 10-4005 5 mg/ 25 mg/

Pterostilbene

A naturally occurring compound similar to resveratrol. Inhibited the A β -induced NLRP3/caspase-1 inflammasome pathway.⁴

Product No: 10-2367 50 mg/ 250 mg/

Z-VAD-FMK

A pan-specific caspase inhibitor. ZVAD-FMK may be used to block the production of inflammatory cytokines resulting from inflammasome activation.⁵

Product No: 10-2614 1 mg/

Q-VD-OPH

Pan-specific caspase inhibitor. Levels of NLRP3 inflammasome proteins were markedly elevated during Q-VD-OPH-induced necroptosis following cerebral ischemia-reperfusion injury.⁶

Product No: 10-2940 1 mg/ 5 mg/

Oridonin

Oridonin has been shown to be a specific and covalent NLRP3 inhibitor. It covalently binds to Cys279 of NLRP3 NACHT domain blocking interaction between NLRP3 and NEK7 thereby inhibiting NLRP3 inflammasome assembly and activation.⁷

Product No: 10-2616 10 mg/ 50 mg/

Belnacasan

Inhibitor of ICE/caspase-1. Inhibits the activation and expression of the NLRP3 inflammasome.^{8,9}

Product No: 10-4399 5 mg/ 25 mg/

L6H21

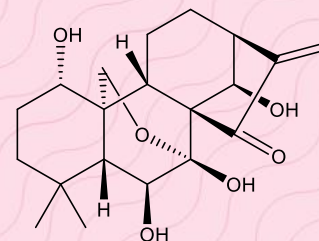
MD-2/TLR4 interaction inhibitor that inhibits NLRP3 inflammasome activation.¹⁰

Product No: 10-5574 5 mg/ 25 mg/

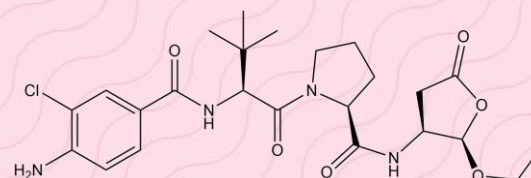
Urolithin A

Suppresses NLRP3 inflammasome activation in a Parkinson's disease model.¹¹

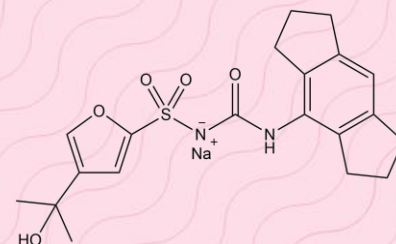
Product No: 10-3722 50 mg/ 1 g/



Oridonin



Belnacasan



MCC-950

REFERENCES

1. Coll *et al.* (2015) *Nature Med.* **21** 248
2. Marchetti *et al.* (2018) *Proc. Natl. Acad. Sci. USA* **115** E1530
3. Okondo *et al.* (2018) *Cell Chem. Biol.* **25** 1
4. Li *et al.* (2018) *J. Cell. Biochem.* **119** 7053
5. Lipinska *et al.* (2014) *J. Immunol. Methods* **411** 66
6. Teng *et al.* (2018) *Neurochem. Res.* **43** 1200
7. He *et al.* (2018) *Nat. Commun.* **9** 2550
8. Zhang *et al.* (2015) *J. Neuropharmacol.* **18** pyv006
9. McKenzie *et al.* (2018) *PNAS* **115** E6065
10. Kong *et al.* (2019) *Alcohol Clin. Exp. Res.* **43** 1662
11. Qui *et al.* (2021) *Neuropharmacology* **207** 108963